



Trafford Emergency Services

412 Brinton Ave (Headquarters)
P.O. Box 86 P.O. Box 132
(412)372-5662 (412)856-8288
(412)856-2286 Fax
tfc1@comcast.net
www.TraffordFire.org



Monthly Fire Chief's Report for Borough Council

1/3/2022

Trafford Borough Officials,

The following is a brief summary of your Fire Departments activities for **December 2021 and the Final Report for 2021**. Also included is our projected activity for next few months. I have added my Public Safety concerns and other information you should be aware of.

Fire Department: Responded to **11** alarms in December, bringing our total calls for the year to **186**; attached you will find a complete breakdown of these incidents.

EMS Division: Provided **162** Non-Emergency Medical Transports for December, which brings the total number of Transports to **1921** for the year. The proceeds from these transports are used to support the essential services we provide to Trafford; this is your Fire Department's PRIMARY source of revenue.

Training: Members participated or completed training last month for the following:

- Blood Born Pathogens Annual Refresher
- Annual Harassment Recognition and Reporting Requirements Training
- CPR & First Aid Training

Fundraising:

- Final reports for the 2021 Annual Fund Drive are in. Donations continued their downward trend in 2021.
 - 2021 14.16% Contributed \$16,053.00 Total
 - 2020 17.27% Contributed \$18,862.00 Total
 - 2019 18.07% Contributed \$19,875.00 Total

For comparison, the Fire Dept spent \$99,635 in 2020, and \$86,506 in 2019 for Operations (insurance, protective equipment, vehicle maintenance, fuel, etc.) These numbers reinforce the critical need for our EMS Transport Division; without this revenue, the Borough would be forced to cover these costs if we are to continue our services.

Next month(s)

- Spring Training Season is approaching; Hazardous Materials Operations Annual Refresher in January. Cambria Co. Fire School in February and March.

~ Continued on next page ~

Fire & Life Safety:

For more than 2 years now, I have been including the following statement with my monthly report. I am very concerned that our Public Officials do not appear to be taking Public Safety in Trafford Seriously. I will include the statement again this month. I am hopeful with the new year we can meet to discuss some of these critical public safety issues:

[statement] Policymakers play a critical role in reducing the risk of fire, electrical, and other life safety hazards for citizens. Actions like enacting and enforcing building codes and carrying out fire inspections are examples of government efforts that have contributed to the reduction in fires and associated losses, particularly in the U.S.

I urge Trafford Council to consider adopting Nationally Recognized Codes such as the International Fire Code: The purpose of building and fire codes is to ensure the quality and safety of commercial and residential building structures. These codes set the minimum requirements to safeguard the occupants of a building, and to protect the building structure from various threats and exposures.

Trafford has numerous buildings and groups of buildings that are uninspected or under inspected and operate virtually unregulated. Many of the processes and products used are hazardous to life and the environment. The International Fire Code (IFC) and Life Safety Code (NFPA 101) offer guidance and regulations authored by industry experts; if adopted and enforced, these tools can help create a safer workplace and protect our citizen and our environment.

The revenue related to the Permits and Processes included with these texts can significantly offset the costs associated with inspections and enforcement. May I remind you that I included several pages with my July 2020 report regarding the Operational Permits that are available to us should we adopt the International Fire Code.

Trafford may not have ALL of these types of activity in progress today... however; you would be shocked to know just how many of these potentially hazardous processes are already happening in our Borough. The increased level of protection and overall safety of our citizens and first responders should be YOUR first priority.

Specific Safety Concerns:

- For more than a year, I have reported to Borough Officials that vacant or dangerous structures continue to present a hazard to neighboring properties and the general public; however, to date there has been no meeting or conversation between the Fire Chief and Public Officials to address these concerns. Fighting Fires is inherently dangerous in any structure. These dangers are significantly increased when dealing with structures that have sat vacant for several years and may contain weakened structural components. **I continue to offer to work with Council and Code Enforcement to identify and placard these structures to warn Firefighters and the general public. I am again requesting a meeting with the Borough Council decision makers as soon as possible to expedite this process.**

~ Continued on next page ~

COVID-19 Situation Report (SITREP) for: December 2021

The Post-Holiday Surge in cases is a real concern for Allegheny and Westmoreland Counties – 12,745 confirmed new cases in the last 5 days.

Personnel Status:

1. No Volunteer Responders or staff reported testing positive in December.

COVID-19 Exclusion Area status continues for all Fire Department areas of the first and third floors: A “**NO VISITOR**” policy is in effect. Advance notice is requested should Public Works or any other personnel require access to these areas. All personnel should be made aware that the TFC1/TEMS Crews working inside these areas are regularly exposed to the corona virus – contact tracing is required by PADOH. We Sanitize ALL areas inside our facility daily; however, there is still a risk of exposure. Appropriate face masks are required for all visitors.

Operations:

TEMS Ambulances transported 162 patients in **December 2021**; 6 of these patients were suspected or confirmed to be Positive for COVID-19 prior to transport.

Breakdown of the total confirmed positive COVID-19 patients transported:

April 2020 - 4 of 148	November 2020 – 4 of 145	June 2021 – 0 of 153
May 2020 - 16 of 166	December – 14 of 159	July 2021 – 0 of 117
June 2020 - 6 of 173	January 2021 – 11 of 156	August 2021 – 0 of 100
July 2020 - 7 of 192	February 2021 – 11 of 151	September - 11 of 130
August 2020 – 1 of 141	March 2021 – 1 of 157	October – 6 of 116
September 2020 – 1 of 188	April 2021 – 3 of 169	November – 13 of 135
October 2020 – 1 of 164	May 2021 – 2 of 155	December – 6 of 162

Vehicles / Apparatus:

MEDIC 221 & MEDIC 222: Both Ambulances are in service (primarily in use for Non-Emergency Medical Transports) and are available to surge into local emergency use if requested by Council or Penn Township EMS – No flex to emergency service is expected in next operational period (**January 2022**).

ATTACK 86: Advanced Life Support Quick Response Unit is in service **24/7 for 911 Dispatch Emergencies**. This unit currently responds to serious medical emergencies and vehicle accidents within the Borough of Trafford.


ENGINE 86, WAGON 86, and Squad 86: These Pumpers and other Fire Department Vehicles are in service and available.

Decontamination of the Fire Station, vehicles & equipment, and personnel during the Covid 19 Pandemic continues. The Coronavirus will obviously impact **Fire/EMS Operations** for the foreseeable future. We have sufficient N95 masks and other appropriate personal protective equipment (PPE) for the next several months.

Critical COVID 19 Related Needs:

None expected in the next operational period.

Yours in fire safety,



Brian Lindbloom – Chief
Trafford Emergency Services

Trafford Fire Co. No. 1

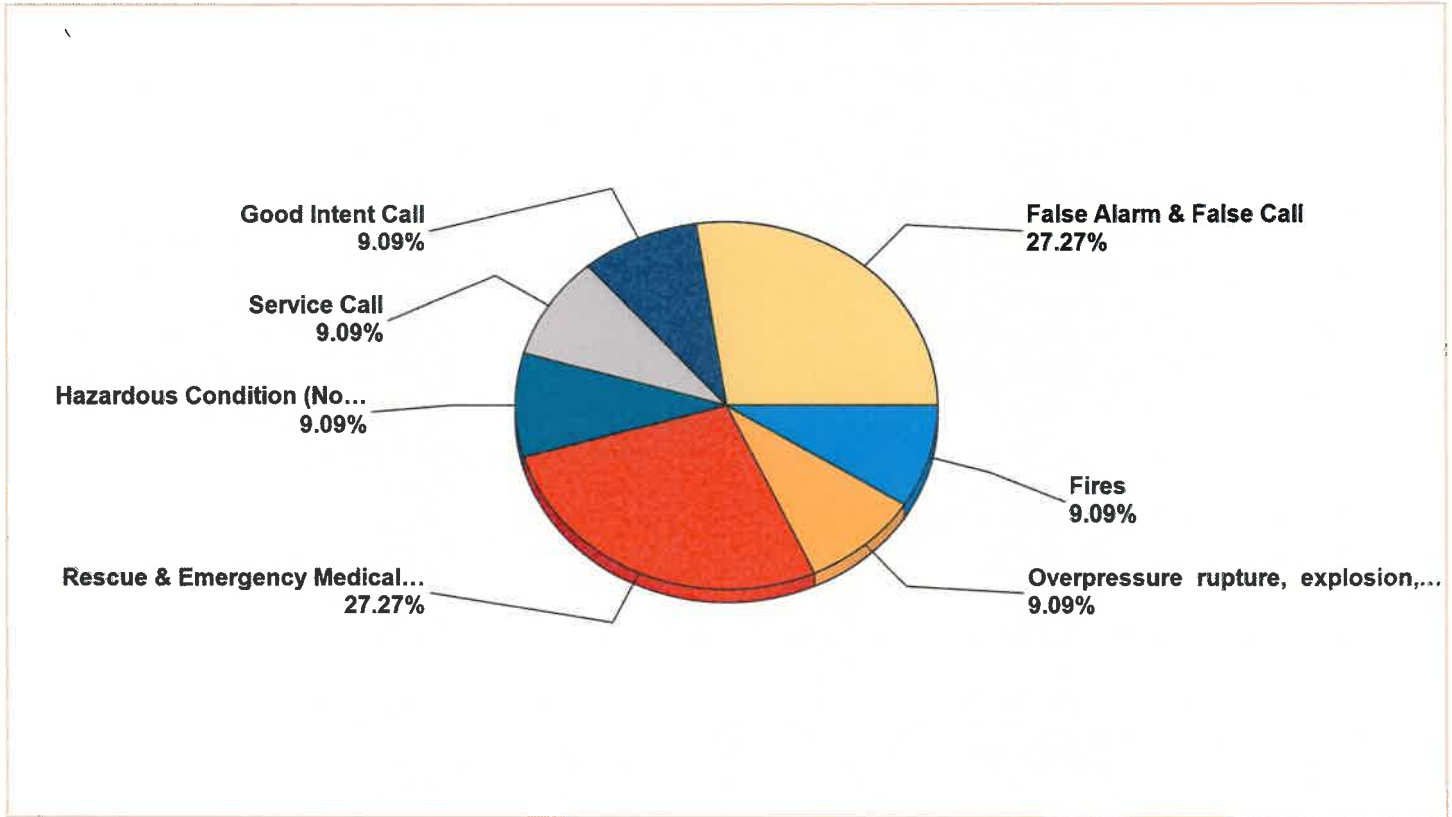
Trafford, PA

This report was generated on 1/3/2022 1:05:20 PM



Breakdown by Major Incident Types for Date Range

Zone(s): All Zones | Start Date: 12/01/2021 | End Date: 12/31/2021



MAJOR INCIDENT TYPE	# INCIDENTS	% of TOTAL
Fires	1	9.09%
Overpressure rupture, explosion, overhear - no fire	1	9.09%
Rescue & Emergency Medical Service	3	27.27%
Hazardous Condition (No Fire)	1	9.09%
Service Call	1	9.09%
Good Intent Call	1	9.09%
False Alarm & False Call	3	27.27%
TOTAL	11	100%

Non-Emergency Medical Transports (December 2021): **162**

Only REVIEWED and/or LOCKED IMPORTED incidents are included. Summary results for a major incident type are not displayed if the count is zero.



Detailed Breakdown by Incident Type

INCIDENT TYPE	# INCIDENTS	% of TOTAL
111 - Building fire	1	9.09%
251 - Excessive heat, scorch burns with no ignition	1	9.09%
311 - Medical assist, assist EMS crew	3	27.27%
412 - Gas leak (natural gas or LPG)	1	9.09%
520 - Water problem, other	1	9.09%
611 - Dispatched & cancelled en route	1	9.09%
733 - Smoke detector activation due to malfunction	2	18.18%
741 - Sprinkler activation, no fire - unintentional	1	9.09%
TOTAL INCIDENTS:	11	100%

Only REVIEWED and/or LOCKED IMPORTED incidents are included. Summary results for a major incident type are not displayed if the count is zero.



Trafford Fire Co. No. 1

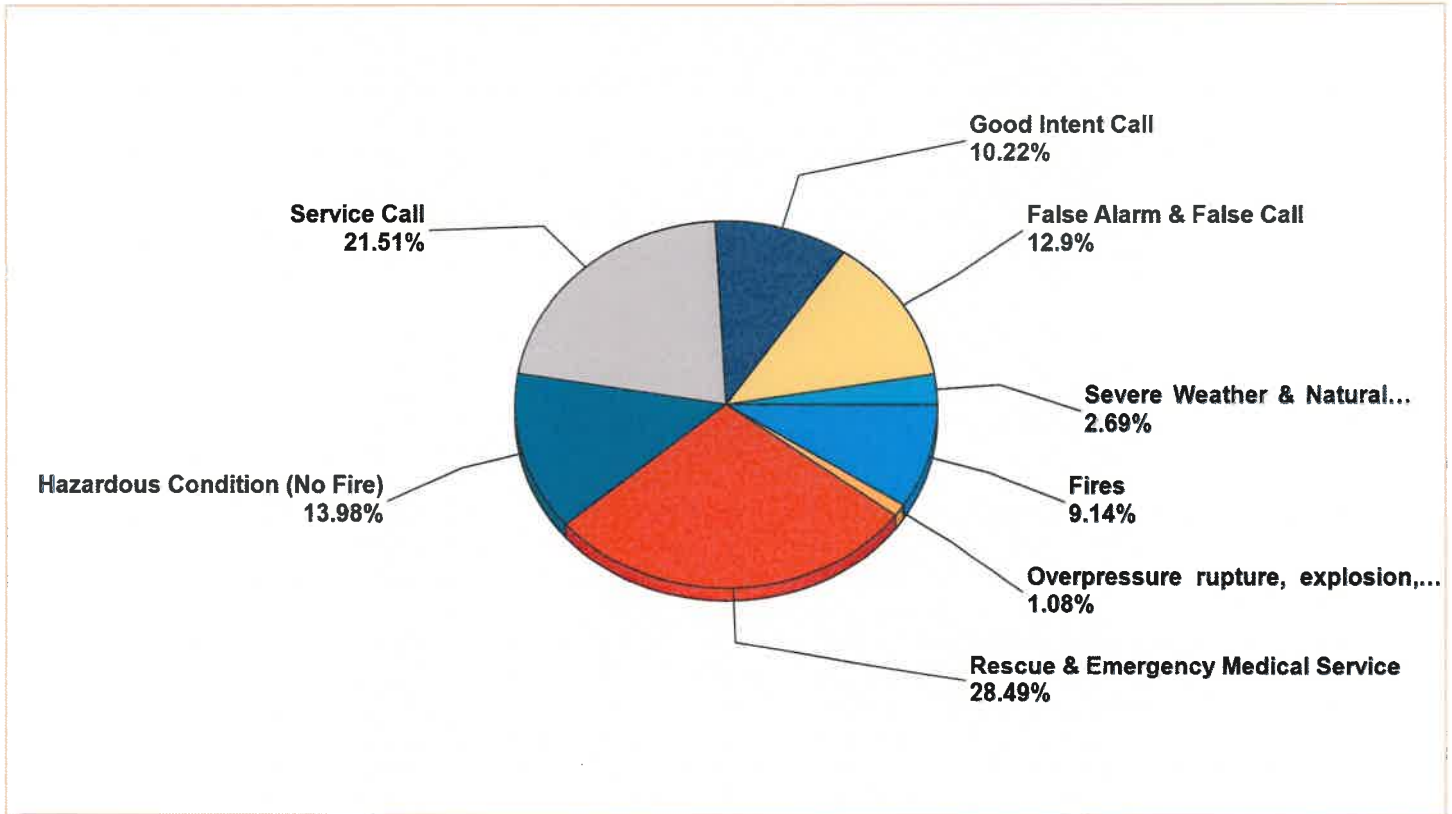
Trafford, PA

This report was generated on 1/3/2022 1:05:34 PM



Breakdown by Major Incident Types for Date Range

Zone(s): All Zones | Start Date: 01/01/2021 | End Date: 12/31/2021



MAJOR INCIDENT TYPE	# INCIDENTS	% of TOTAL
Fires	17	9.14%
Overpressure rupture, explosion, overheating - no fire	2	1.08%
Rescue & Emergency Medical Service	53	28.49%
Hazardous Condition (No Fire)	26	13.98%
Service Call	40	21.51%
Good Intent Call	19	10.22%
False Alarm & False Call	24	12.9%
Severe Weather & Natural Disaster	5	2.69%
TOTAL	186	100%

Non-Emergency Medical Transports (2021): **1921**

Only REVIEWED and/or LOCKED IMPORTED incidents are included. Summary results for a major incident type are not displayed if the count is zero.



Detailed Breakdown by Incident Type

INCIDENT TYPE	# INCIDENTS	% of TOTAL
100 - Fire, other	1	0.54%
111 - Building fire	8	4.3%
118 - Trash or rubbish fire, contained	1	0.54%
141 - Forest, woods or wildland fire	1	0.54%
142 - Brush or brush-and-grass mixture fire	5	2.69%
151 - Outside rubbish, trash or waste fire	1	0.54%
211 - Overpressure rupture of steam pipe or pipeline	1	0.54%
251 - Excessive heat, scorch burns with no ignition	1	0.54%
300 - Rescue, EMS incident, other	1	0.54%
311 - Medical assist, assist EMS crew	36	19.35%
320 - Emergency medical service, other	1	0.54%
321 - EMS call, excluding vehicle accident with injury	2	1.08%
322 - Motor vehicle accident with injuries	3	1.61%
323 - Motor vehicle/pedestrian accident (MV Ped)	1	0.54%
324 - Motor vehicle accident with no injuries.	3	1.61%
350 - Extrication, rescue, other	1	0.54%
352 - Extrication of victim(s) from vehicle	3	1.61%
353 - Removal of victim(s) from stalled elevator	1	0.54%
381 - Rescue or EMS standby	1	0.54%
411 - Gasoline or other flammable liquid spill	1	0.54%
412 - Gas leak (natural gas or LPG)	7	3.76%
422 - Chemical spill or leak	1	0.54%
424 - Carbon monoxide incident	2	1.08%
444 - Power line down	11	5.91%
445 - Arcing, shorted electrical equipment	3	1.61%
461 - Building or structure weakened or collapsed	1	0.54%
511 - Lock-out	3	1.61%
520 - Water problem, other	11	5.91%
521 - Water evacuation	1	0.54%
540 - Animal problem, other	1	0.54%
550 - Public service assistance, other	3	1.61%
551 - Assist police or other governmental agency	4	2.15%
553 - Public service	12	6.45%
571 - Cover assignment, standby, moveup	5	2.69%
611 - Dispatched & cancelled en route	15	8.06%
622 - No incident found on arrival at dispatch address	2	1.08%
651 - Smoke scare, odor of smoke	2	1.08%
710 - Malicious, mischievous false call, other	1	0.54%
733 - Smoke detector activation due to malfunction	7	3.76%
734 - Heat detector activation due to malfunction	1	0.54%
736 - CO detector activation due to malfunction	1	0.54%
740 - Unintentional transmission of alarm, other	3	1.61%
741 - Sprinkler activation, no fire - unintentional	4	2.15%
743 - Smoke detector activation, no fire - unintentional	4	2.15%
745 - Alarm system activation, no fire - unintentional	3	1.61%
800 - Severe weather or natural disaster, other	5	2.69%
TOTAL INCIDENTS:	186	100%

Only REVIEWED and/or LOCKED IMPORTED incidents are included. Summary results for a major incident type are not displayed if the count is zero.



Trafford Fire Co. No. 1

Trafford, PA

This report was generated on 1/3/2022 1:00:57 PM



Incident Statistics

Zone(s): All Zones | Start Date: 01/01/2021 | End Date: 12/31/2021

INCIDENT COUNT			
INCIDENT TYPE		# INCIDENTS	
EMS		53	
FIRE		133	
TOTAL		186	
TOTAL TRANSPORTS (N2 and N3)			
APPARATUS	# of APPARATUS TRANSPORTS	# of PATIENT TRANSPORTS	TOTAL # of PATIENT CONTACTS
TOTAL			
PRE-INCIDENT VALUE		LOSSES	
\$84,410,000.00		\$105,050.00	
CO CHECKS			
424 - Carbon monoxide incident		2	
736 - CO detector activation due to malfunction		1	
TOTAL		3	
MUTUAL AID			
Aid Type		Total	
Aid Given		36	
Aid Received		31	
OVERLAPPING CALLS			
# OVERLAPPING		% OVERLAPPING	
14		7.53	
LIGHTS AND SIREN - AVERAGE RESPONSE TIME (Dispatch to Arrival)			
Station	EMS	FIRE	
Trafford Fire Co. No. 1 (Headquarters)	0:05:06	0:06:00	
AVERAGE FOR ALL CALLS		0:05:34	
LIGHTS AND SIREN - AVERAGE TURNOUT TIME (Dispatch to Enroute)			
Station	EMS	FIRE	
Trafford Fire Co. No. 1 (Headquarters)	0:01:34	0:02:15	
AVERAGE FOR ALL CALLS		0:01:49	
AGENCY	AVERAGE TIME ON SCENE (MM:SS)		
Trafford Fire Co. No. 1	49:42		

Only Reviewed Incidents included. EMS for Incident counts includes only 300 to 399 Incident Types. All other incident types are counted as FIRE. CO Checks only includes Incident Types: 424, 736 and 734. # Apparatus Transports = # of incidents where apparatus transported. # Patient Transports = All patients transported by EMS. # Patient Contacts = # of PCR contacted by apparatus. This report now returns both NEMSIS 2 & 3 data as appropriate. For overlapping calls that span over multiple days, total per month will not equal Total count for year.

Trafford Fire Co. No. 1

Trafford, PA

This report was generated on 1/3/2022 1:03:25 PM



Apparatus Compliance Percentage for Turnout Time for Response Mode for Incident Type for Date Range for Apparatus for Zone

Response Mode: All | Apparatus: 86 AT, 86 CH, 86 EN, 86 SQ, 86 WA | Shift(s): All Shifts | Zone(s): All Zones | Incident Type(s): All Incident Types | Start Date: 01/01/2021 | End Date: 12/31/2021 | Compliance Time: 09:00:00

APPARATUS	# RESPONSES		% COMPLIANT for APPARATUS RESPONSE MODE
	COMPLIANT	NOT COMPLIANT	
86 AT	48	0	100.00%
86 CH	63	0	100.00%
86 EN	60	0	100.00%
86 SQ	19	0	100.00%
86 WA	15	0	100.00%
TOTAL:	205	0	100.00%
TOTAL CALLS:	205		

Calculates difference for apparatus' Dispatch and Enroute times in comparison to the COMPLIANCE TIME, INCIDENT TYPE and RESPONSE MODE provided. Example, for RESPONSE TIME of 00:05:00, % COMPLIANT column displays % where apparatus' enroute times were less than or equal to 5 minutes. Only REVIEWED and NON-CANCELLED incidents included.



Trafford Fire Co. No. 1

Trafford, PA

This report was generated on 1/3/2022 1:04:41 PM



Hours Spent per Activity Code for Date Range

Start Time: 00:00 | End Time: 23:00 | Start Date: 01/01/2021 | End Date: 12/31/2021

ACTIVITY CODE	# OF ITEMS	TIME SPENT	% TOTAL TIME
Detail - Fire Dept related activity - other	69	303:15	6.78
Drill - Proficiency Drills	65	254:30	5.69
Duty Shift - Duty Shift - Duty Responder	17	673:00	15.05
Equipment Maintenance - Tools, equipment, gear (not vehicles)	3	12:00	0.27
Fund Raising - Fund Raising Event (Hoagie Sale, 200 Club, Fair, etc)	42	191:00	4.27
Meeting - Attend meeting, conference, or committee	38	90:00	2.01
On Duty - On duty in station - Available for calls	246	2460:00	55.01
Prevention - Fire & Life Safety Presentation or Event	15	71:00	1.59
Station Cleaning - Station Cleaning Assignment	2	12:00	0.27
Training - Formal Fire Service Education or Certification Process	77	377:00	8.43
Vehicle Maintenance - Preventive maintenance or repair of apparatus or support vehicles	6	28:30	0.64
Totals	580	4472:15	100%

Displays total time spent (HH:MM) by all Personnel on current ACTIVITY CODES. % TOTAL TIME is calculated by dividing the total TIME SPENT for all activities in to the TIME SPENT for an individual activity within the DATE RANGE provided. Note: this only includes time for activities where personnel have been associated to it.

